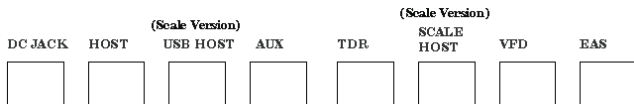
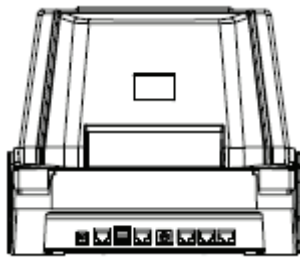
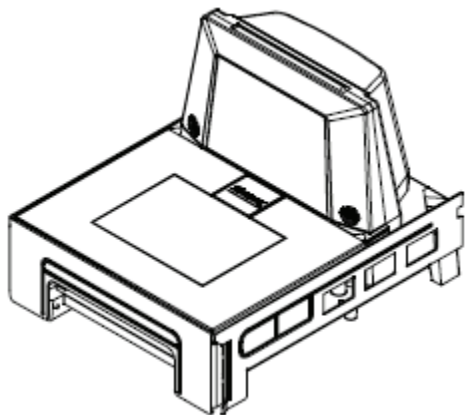




## Z-6910 Superb Bi-Optical In-Counter Scanner

### Standard Device



DC Jack	
INNER	+12V
OUTER	GND

Host Port			
Pin	Keyboard Wedge	RS-232C	USB
1	N/C	RTS (RS232 level)	N/C
2	Keyboard_ Data	N/C	USB_D+
3	PC_Clock	N/C	USB_D-
4	GND	GND	GND
5	N/C	CTS (RS232 level)	N/C
6	N/C	RXD (RS232 level)	N/C
7	Keyboard_Clock	N/C	N/C
8	PC 5V	N/C	USB 5V
9	PC_Data	N/C	N/C
10	N/C	TXD (RS232 level)	N/C

Auxiliary Port RS-232 IN Only		TDR UART IN Only
Pin	Function	Function
1	Reserved (for factory use)	+5V
2	N.C.	TXD
3	+5V output, 300mA max.	RTS
4	RTS	Good Read
5	GND	GND
6	TX	CTS
7	RX	RXD
8	NC	TRIGGER
9	CTS	

VFD RS-232 IN Only		EAS Port RS-232 IN Only
Pin	Function	Function
1	Reserved (for factory use)	GND
2	+5V	Antenna +
3	NC	Antenna -
4	RTS	EAS GPIO OUT
5	GND	EAS GPIO IN
6	TX	Shield
7	RX	
8	NC	
9	CTS	
10	Reserved (for factory use)	

## Ordering Information

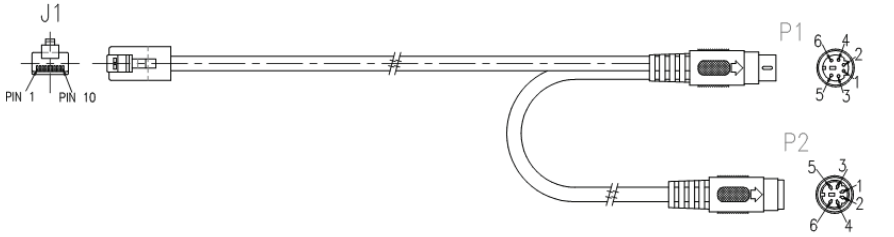

Barcode	P/N	Model Name	Remark
	88N-1000KP-A01	Z-6910(K)	Bi-Optic Omni-Directional Scanner,PS/2 Cable,AU Power Cord
	88N-1000KP-E01	Z-6910(K)	Bi-Optic Omni-Directional Scanner,PS/2 Cable, EU Power Cord
	88N-1000KP-K01	Z-6910(K)	Bi-Optic Omni-Directional Scanner,PS/2 Cable, UK Power Cord
	88N-1000KP-N01	Z-6910(K)	Bi-Optic Omni-Directional Scanner,PS/2 Cable, KR Power Cord
	88N-1000KP-U01	Z-6910(K)	Bi-Optic Omni-Directional Scanner,PS/2 Cable, US Power Cord
	88N-1000RP-A01	Z-6910(R)	Bi-Optic Omni-Directional Scanner, RS232 Cable,AU Power Cord
	88N-1000RP-E01	Z-6910(R)	Bi-Optic Omni-Directional Scanner, RS232 Cable,EU Power Cord
	88N-1000RP-K01	Z-6910(R)	Bi-Optic Omni-Directional Scanner,RS232 Cable, UK Power Cord
	88N-1000RP-N01	Z-6910(R)	Bi-Optic Omni-Directional Scanner,RS232 Cable, KR Power Cord
	88N-1000RP-U01	Z-6910(R)	Bi-Optic Omni-Directional Scanner,RS232 Cable, US Power Cord
	88N-1000UB-A01	Z-6910(U)	Bi-Optic Omni-Directional Scanner, USB Cable, AU Power Cord
	88N-1000UB-E01	Z-6910(U)	Bi-Optic Omni-Directional Scanner, USB Cable, EU Power Cord
	88N-1000UB-K01	Z-6910(U)	Bi-Optic Omni-Directional Scanner, USB Cable, UK Power Cord
	88N-1000UB-N01	Z-6910(U)	Bi-Optic Omni-Directional Scanner, USB Cable, KR Power Cord
	88N-1000UB-U01	Z-6910(U)	Bi-Optic Omni-Directional Scanner, USB Cable, US Power Cord

# [ Buyer's Guide ]

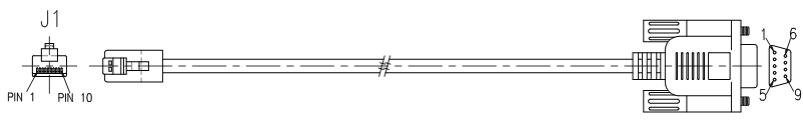

## Standard Cable Options

- \*The standard cable is black, straight, and 2 or 3 meters (10 feet) in length.
- The standard cable options include PS/2, RS-232, HID USB, virtual COM USB, and etc.
- Special Order Requirement:  
ZEBEX is capable of supplying special customized cables, given that customers provide detailed pin configurations. Please contact your sales representative to further discuss the minimum order quantity of the special cables.



### 1. Keyboard Wedge Cable (for PS/2) \*3 meters long

		<b>PIN-OUT CONFIGURATION</b>			
		<b>MINI DIN (M)</b>		<b>MINI DIN(F)</b>	
<b>DIN</b>	<b>FUNCTION</b>	<b>DIN</b>	<b>FUNCTION</b>		
1.	PC Data	1.	KB Data		
2.	N.C.	2.	N.C.		
3.	GND	3.	GND		
4.	PC 5V	4.	PC 5V		
5.	PC Clock	5.	KB Clock		
6.	N.C.	6.	N.C.		
<b>Item Part No.</b>	170-15K100-300				

### 2. RS-232 Cable\*3 meters long

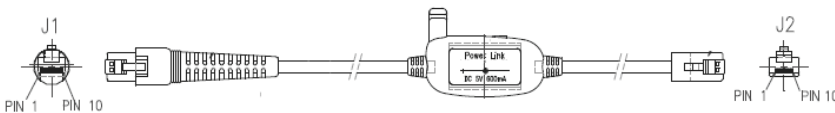

		<b>PIN-OUT CONFIGURATION</b>	
		<b>DB-9 (F)</b>	<b>FUNCTION</b>
		2	TX
		3	RX
		7	CTS
		8	RTS
		5	GND
<b>Item Part No.</b>	170-15R422-300		

### 3. HID USB / Virtual COM USB Cable\*2 meters long

		<b>USB TYPE A CONNECTOR</b>	<b>FUNCTION</b>
		1.	VCC
		2.	D-
		3.	D+
		4.	VSS
<b>Item Part No.</b>	170-15U304-200		

- Additional software and special firmware may be required for activating virtual COM or OPOS USB interface.

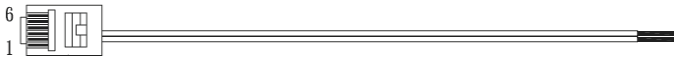

### 4. AUX Cable\*2 meters long

		<b>RJ-69 CONNECTOR</b>	<b>FUNCTION</b>
		4	GND
		1	CTS
		10	RX
		5	RTS
		6	TX
<b>Item Part No.</b>	171-10RF45-200		

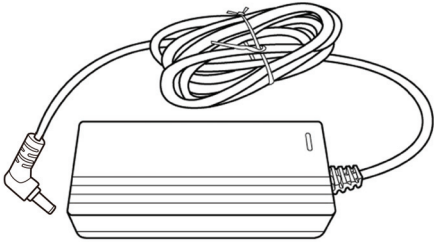


- For connecting ZEBEX handheld scanners.

# [ Buyer's Guide ]

## 5. EAS Cable

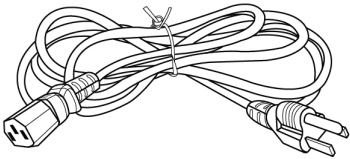





	<b>RJ12 6P6C</b>	<b>FUNCTION</b>
	2	ANT+
	3	ANT-
<b>Item Part No.</b>	160-102002-000	

## Power Supply

	Voltage	AC 90~264V
	Frequency	47~63HZ
	Output	+12V
<b>Barcode</b>	<b>P/N</b>	<b>Remark</b>
	11S-12060N-908	Power supply AC 90~264V/DC +12V/5A
	11S-12050N-90F	Power Supply AC100~240V/DC +12V/4.16A Efficiency Level: 6

## Power Cord

A country specific power cord is required to connect the electrical outlet and power supply. Select the proper IEC power cord for your country.

	<b>Barcode</b>	<b>P/N</b>	<b>Remark</b>
		161-001021-800	Power cord, EU, 2 Pin, black, 180cm
		161-002041-800	Power cord, UK, 3 pin, black, 180cm
		161-002031-800	Power cord, AU, 3 pin, black, 180cm
		161-002111-002	Power cord, KR, 3 pin, black, 180cm
	161-004011-800	Power cord, USA, 3Pin, black, 180cm	

**\* Use only an AC/DC power supply approved for the scanner. Use of other power supplies may cause damage to the product, and void the factory warranty.**